



Product Information Manager
PIM

Supplier Guide for PIM
How to Upload Assets

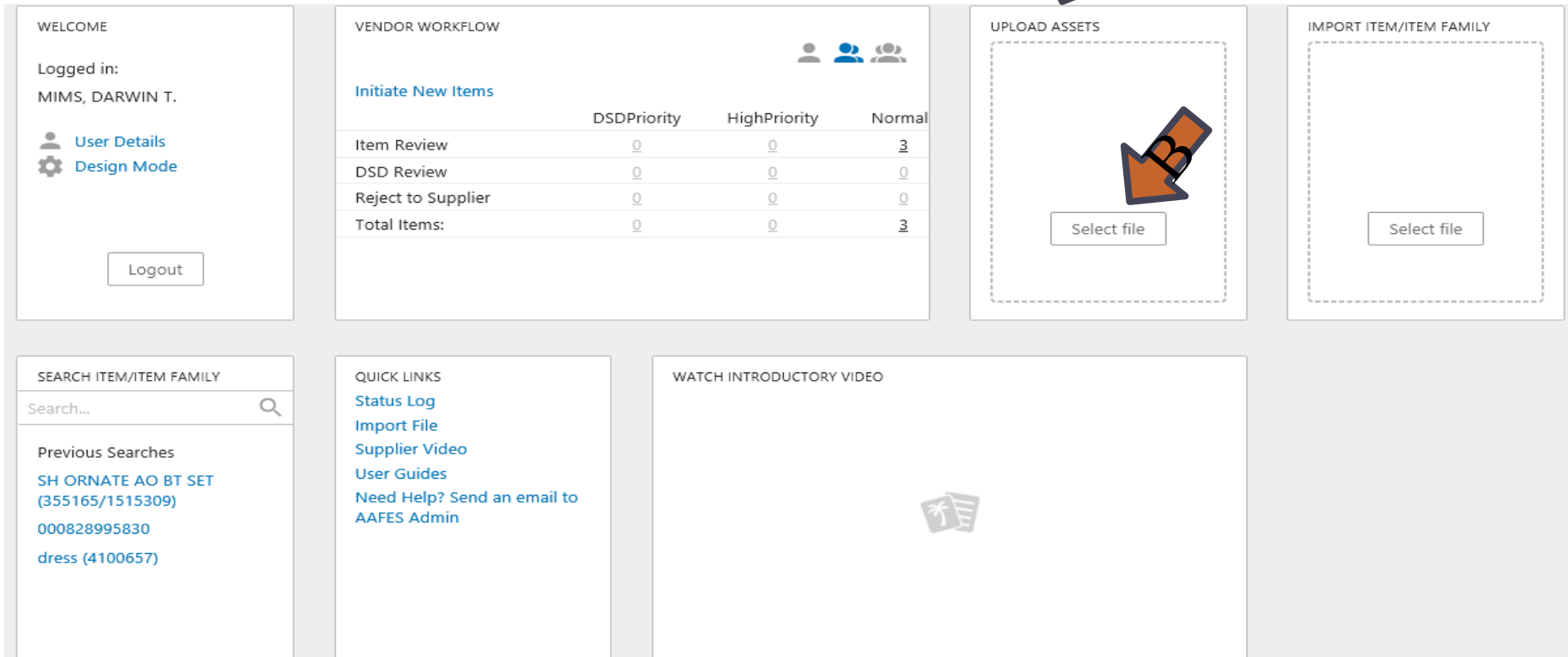
EXCHANGE™ How to Upload Assets

➤ Supplier Login Page: <http://pim.aafes.com>



How to Upload Assets

- A. Under Upload Asset
- B. Click select file
- C. Box will pop up to select your upload file (Max Size 4MB)



WELCOME

Logged in:
MIMS, DARWIN T.

[User Details](#)
[Design Mode](#)

Logout

VENDOR WORKFLOW

[Initiate New Items](#)

	DSDPriority	HighPriority	Normal
Item Review	0	0	3
DSD Review	0	0	0
Reject to Supplier	0	0	0
Total Items:	0	0	3

UPLOAD ASSETS

Select file

IMPORT ITEM/ITEM FAMILY

Select file

SEARCH ITEM/ITEM FAMILY

Search...

Previous Searches

- SH ORNATE AO BT SET (355165/1515309)
- 000828995830
- dress (4100657)

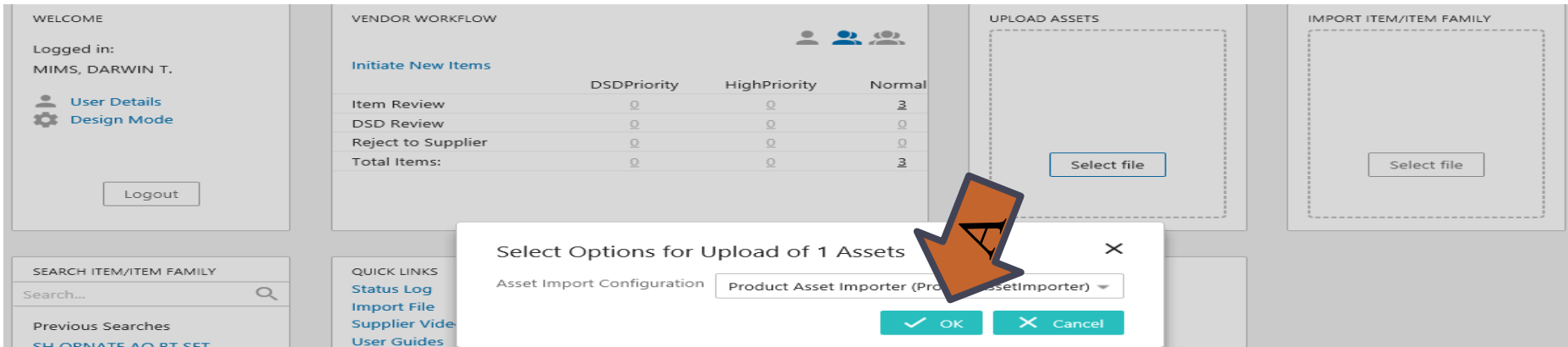
QUICK LINKS

- [Status Log](#)
- [Import File](#)
- [Supplier Video](#)
- [User Guides](#)
- [Need Help? Send an email to AAFES Admin](#)

WATCH INTRODUCTORY VIDEO

How to Upload Assets

- A. Click Ok
- B. Asset Import box will pop up Click on the link



WELCOME
Logged in:
MIMS, DARWIN T.
[User Details](#)
[Design Mode](#)
Logout

VENDOR WORKFLOW
Initiate New Items

	DSDPriority	HighPriority	Normal
Item Review	0	0	3
DSD Review	0	0	0
Reject to Supplier	0	0	0
Total Items:	0	0	3

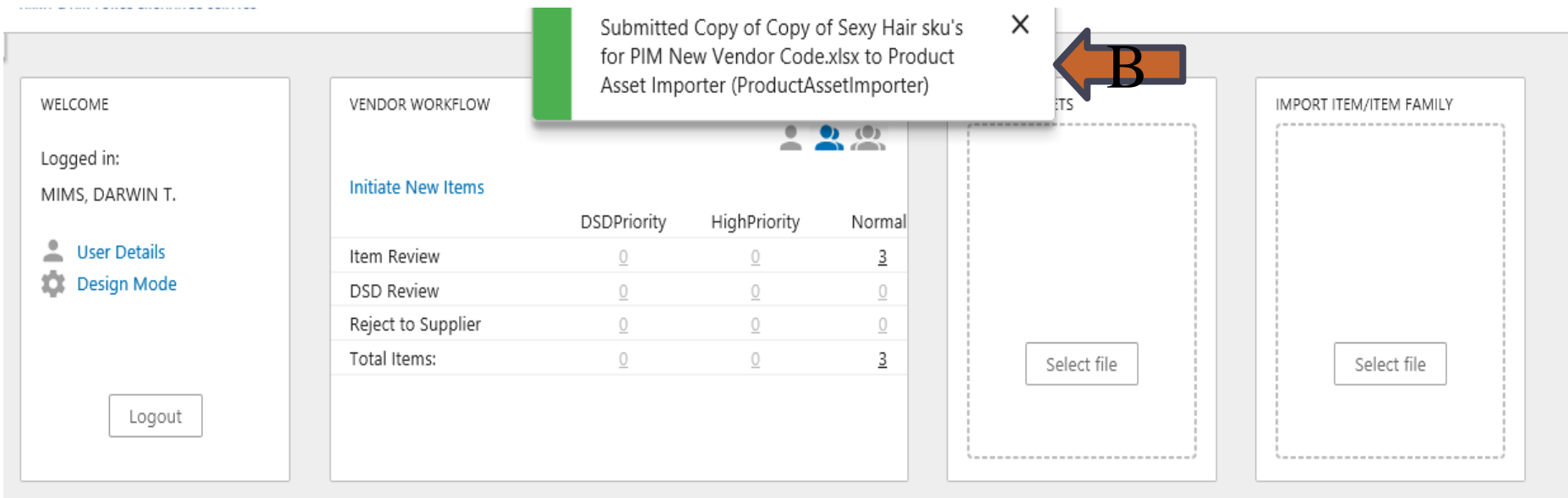
UPLOAD ASSETS
Select file

IMPORT ITEM/ITEM FAMILY
Select file

SEARCH ITEM/ITEM FAMILY
Search...
Previous Searches
SH ORNATE AQ BT SET

QUICK LINKS
[Status Log](#)
[Import File](#)
[Supplier Vide](#)
[User Guides](#)

Select Options for Upload of 1 Assets
Asset Import Configuration Product Asset Importer (ProductAssetImporter)
OK Cancel



WELCOME
Logged in:
MIMS, DARWIN T.
[User Details](#)
[Design Mode](#)
Logout

VENDOR WORKFLOW
Initiate New Items



	DSDPriority	HighPriority	Normal
Item Review	0	0	3
DSD Review	0	0	0
Reject to Supplier	0	0	0
Total Items:	0	0	3


IMPORT ITEM/ITEM FAMILY
Select file

Submitted Copy of Copy of Sexy Hair sku's for PIM New Vendor Code.xlsx to Product Asset Importer (ProductAssetImporter)

- › A. Status will indicate Succeeded

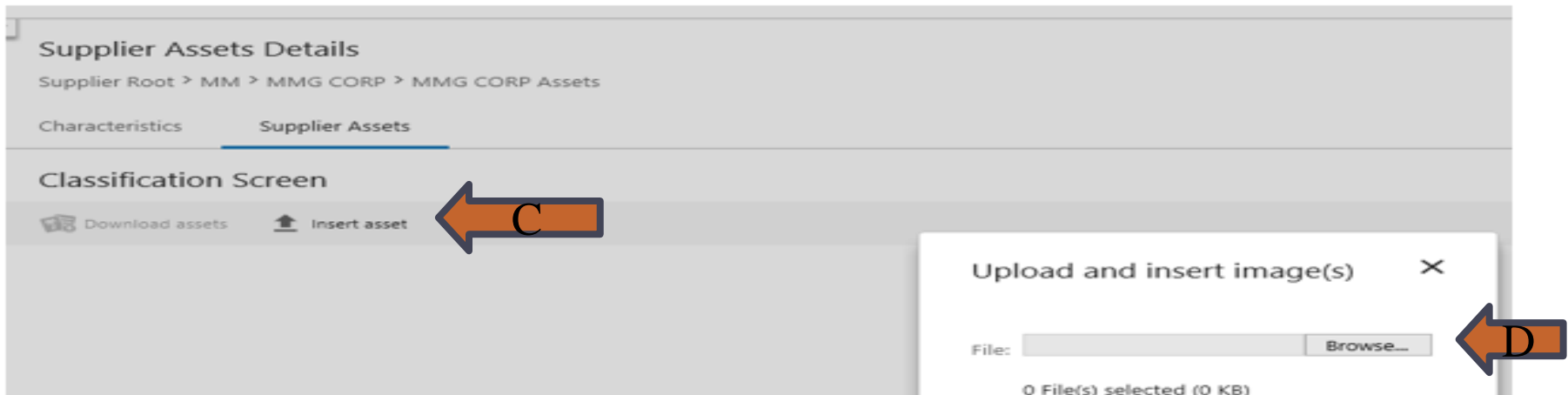
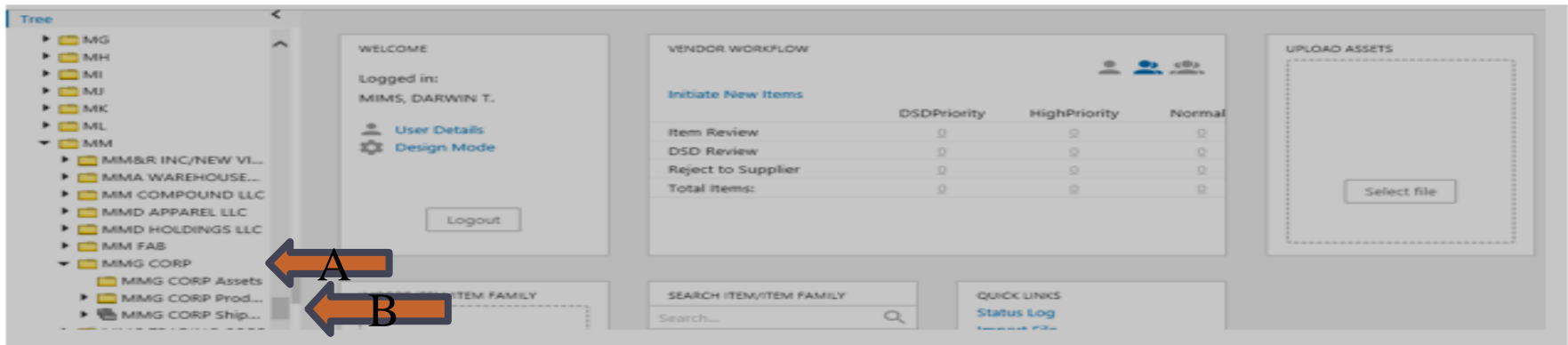
Status Log

ID BGP_4690260
Started By MIMSDA
Description Export action
Template ID Export Manager Pipeline
Status  Succeeded 
[excel.xls](#)
Started 6/10/19 12:32:55 PM
Finished 6/10/19 12:32:55 PM
Elapsed 2 s



ID	Type
10	Info
20	Info

- A. Click on Tree under Supplier Root
- B. Under Ship Point name
- C. Click on Asset
- D. Under Supplier Asset your upload will be saved



- A. Click on Item Image under supplier Asset/Documents
- B. Click Insert Image : Box will pop up use arrow to expand
- C. Click Highlight the image

Supplier Assets Details


Supplier Root > MM > MMG CORP > MMG CORP

Characteristics **Supplier Assets**



Classification Screen

 Download assets  Insert asset

 Film strip view



XLSM



Copy of Tops-...



- › Thumbnail will appear on item

Supplier Assets Details

Supplier Root > MM > MMG CORP > MMG CORP Assets

Characteristics Supplier Assets

Classification Screen

 Download assets  Insert asset

 Film strip view 

XLSM



Copy of Tops-...



**PIM email address
pimadmin@aafes.com**



Thank You!
